

Kikuchi City - Rules for Sorting and Taking Out Garbage [English version]

Rules for Taking Out Garbage

Observe the following rules while sorting your garbage by type and taking it out.

⚠ Garbage not placed in the proper type of bag will not be collected.

Garbage is collected from designated collection areas.

⚠ Discarding garbage in areas other than designated collection areas is a crime.

Garbage from restaurants and other shops cannot be discarded in general collection areas.

Take out garbage on the designated day and by the designated time.

⚠ Do not take it out on the day before or after collection is complete.

The designated collection area is shared with other members of your community. Please keep the area clean.

Place burnable garbage, recyclables, and non-burnable garbage in their respective designated bags.



Place burnable garbage in the designated red bag.



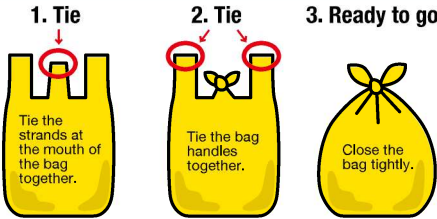
Place non-burnable garbage in the designated yellow bag.



Place recyclables in the designated green bag, divided by type.

*Each green bag should contain only one type of recyclables.

If an item is too big to fit in a bag, it must be disposed of as oversized garbage.



Taking out bags closed in the following ways is a violation of the rules. Such bags will not be collected.



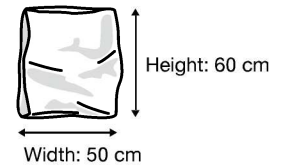
*One bag can hold about 10 kg of garbage. Please divide your garbage so that each bag is under 10 kg, or take heavy garbage bags directly to a garbage collection facility.

Specially designated items may be placed and taken out in clear bags up to 20 liters in volume, with one type of item placed in each bag.



Separate the specially designated items by type, and place each type into a 20 liter or smaller bag.

The approximate size of a 20 liter bag is as follows.



Designated Garbage Bags

Burnable garbage, recyclables, and non-burnable garbage must be placed in their respective designated type of garbage bag. These bags are sold at supermarkets, convenience stores, drug stores, etc., within Kikuchi City.

For Large Quantities of Garbage Due to Moving, etc.

If you need to request a special garbage pickup:

- Call the appropriate phone number in the table on the right.
- Tell the staff the day and location of the pickup. On the day of the pickup, have cash on hand to pay the service charge.

If you will bring in the garbage yourself:

- The location to bring garbage to varies depending on your area of residence and the type of garbage to be brought in.

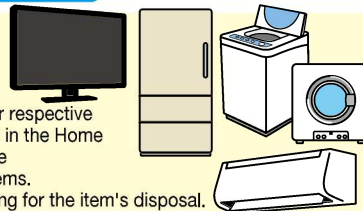
For details, call the Environment Section Home Garbage Information Line (☎0968-25-1116, assistance available only in Japanese)

Area of Residence	Special Home Garbage Disposal Unit	Phone Number
Kikuchi, Shichijo, and Kyokushi Areas	Safety, Ltd.	☎0968-25-0285
	Kikuchi Kankyo Bika Center, Ltd.	☎0968-24-5677
Shisui Area	Save Clean Co., Ltd.	☎096-242-0059

Items That Cannot Be Collected by the City

TVs, refrigerators and freezers, air conditioners, washing and drying machines

These items are collected and recycled by their respective manufacturers. Rules for collection are defined in the Home Appliance Recycling Act. There will be a charge for requesting pickup and recycling of these items. Please check the charge amount when arranging for the item's disposal.



Contact the following parties regarding disposal (Assistance available in Japanese only)

- Where you bought the item or the shop where you are buying its replacement.
- If you do not know where the item was bought, contact a licensed disposal company for Kikuchi.

For details, contact the Association for Electric Home Appliances (Home Appliance Recycling Ticket Center) ☎0120-319-640

Computers

Computers are collected and recycled by their manufacturers. There will be a charge for requesting pickup and recycling of a PC. Please check the charge amount when arranging for the item's disposal.



Contact the following parties regarding disposal (Assistance available in Japanese only)

- The support phone line of the manufacturer
- If you do not know the manufacturer, contact the PC 3R Promotion Association

For details, contact the PC 3R Promotion Association ☎03-5282-7685

Items That Cannot Be Processed as Garbage by the City





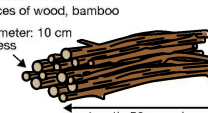





















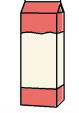








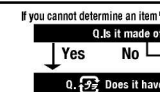










Discarded tires, fire extinguishers, propane gas tanks, batteries, gasoline, waste oil, poisons, agricultural chemicals, pianos, large safes, motorcycles, etc. Contact the manufacturer, the store at which you bought the item, or a store which sells similar items.



Inquiries : Environment Section Home Garbage Information Line (☎0968-25-1116)

Kikuchi City - Rules for Sorting and Taking Out Garbage (English version)

Examples and Notes Regarding Each Type of Garbage

<p>Burnable Garbage (Twice a Week) Kitchen waste, paper diapers, wood waste, soiled paper waste, leather and rubber items, plastic items (without a recyclable symbol)</p>	<p>Kitchen waste Drain thoroughly before placing in the designated bag.</p> 	<p>Oil used in cooking Soak into a rag or paper towel before discarding or use an oil solidifier.</p> 	<p>Paper diapers Flush human waste down the toilet and wrap the soiled parts in the center to reduce the size of the diaper.</p> 	<p>Designated Red Garbage Bags</p> 
<p>Recyclables (A) Empty cans, empty bottles</p>	<p>Tree branches Pieces of wood, bamboo Diameter: 10 cm or less Length: 50 cm or less</p> 	<p>Aluminum cans</p> 	<p>Leather and rubber items Remove metal parts wherever possible.</p> 	<p>Designated Green Garbage Bags</p> 
<p>Recyclables (C) Newspapers, Flyers and pamphlets</p>	<p>Steel cans</p> 	<p>Glass bottles Not necessary to remove labels</p> 	<p>Plastic items (without a recyclable symbol)</p> <p>Toys, CDs, washbasins, videotapes, plastic containers, etc.</p>	<p>Designated Green Garbage Bags</p> 
<p>Recyclables (D) Magazines, books, other paper</p>	<p>Newspapers</p> 	<p>Flyers and pamphlets</p> 	<p>- Remove caps and lightly rinse out the insides before placing in the designated bag. - Metal caps should be sorted as non-burnable garbage. Plastic caps should be sorted as recyclables (J). - Items that have been used at restaurants cannot be thrown out in this way.</p>	<p>Designated Green Garbage Bags</p> 
<p>Recyclables (E) Fabrics</p>	<p>Magazines, catalogues, cartons, envelopes, etc.</p> 	<p>Waterproofed paper items (paper cups, etc.)</p> 	<p>- On rainy days, double wrap, etc., to prevent from getting wet before placing in the designated bag. - Remove plastic parts before sorting.</p> <p>Paper that has come into contact with soap or other strong-smelling materials</p> 	<p>Designated Green Garbage Bags</p> 
<p>Recyclables (F) Cardboard</p>	<p>Towels</p> 	<p>Old clothes</p> 	<p>Blankets</p> 	<p>Designated Green Garbage Bags</p> 
<p>Recyclables (G) Milk cartons, paper bags</p>	<p>Cardboard</p> 	<p>These items are not recyclables (D) and should be sorted as burnable garbage</p> 	<p>- On rainy days, double wrap, etc., to prevent from getting wet before placing in the designated bag.</p>	<p>Designated Green Garbage Bags</p> 
<p>Recyclables (H) Plastic bottles</p> <p>Look for this mark on the item</p> 	<p>Milk cartons</p> 	<p>1. Wash 2. Open 3. Dry</p> 	<p>Sort caps as recyclables (J) Sort spouts as burnable garbage</p> <p>- Wash, open, and dry before sorting. * Items with aluminum (foil) interiors should be sorted as burnable garbage</p>	<p>Designated Green Garbage Bags</p> 
<p>Recyclables (J) Plastic wrappings and containers, (white and colored) trays, styrofoam</p> <p>Look for this mark on the item</p> 	<p>Soft drinks, etc.</p> 	<p>Seasonings such as mirin, soy sauce, etc.</p> 	<p>Remove cap and lightly rinse out insides before sorting. * Plastic caps and labels should be sorted as recyclables (J). * Items that have been used at restaurants cannot be thrown out in this way.</p>	<p>Designated Green Garbage Bags</p> 
<p>Non-Burnable Garbage (Once per Month)</p> <p>Metal items, pottery, glass, small appliances</p>	<p>Recyclables (J)</p> <p>Bottles</p> 	<p>Pottery and glass Plates, teacups, bowls, glass cups, mirrors, heat-resistant glass, etc.</p> 	<p>Small appliances Phones, hairdryers, irons, toasters, electric carpets and blankets, etc.</p> 	<p>Designated Yellow Garbage Bags</p> 
<p>Specially Designated Items (Once per Month)</p> <p>Dry and micro cell batteries, Spray cans, Lighters (cigarette and stove), Mercury thermometers and blood pressure meters, solid red ink</p>	<p>White and colored trays</p> 	<p>Bread and snack bags</p> 	<p>Batteries (both dry and micro cell) must be removed and sorted as specially designated items. * Rechargeable batteries should be turned in at a facility capable of processing them (a home appliance retailer, etc.)</p>	<p>Designated Green Garbage Bags</p> 
<p>Site Collection (Items That Must Be Taken to City Offices)</p> <p>Fluorescent bulbs, used cooking oil, Mercury thermometers and blood pressure meters, Solid red ink</p>	<p>1. Dry and micro cell batteries</p> 	<p>2. Spray cans (Excluding spray paint) Do not need to be punctured</p> 	<p>3. Cigarette and stove lighters</p> 	<p>Sort specially designated items by type and place in separate 20 liter or smaller clear plastic bags.</p> 
<p>1. Fluorescent bulbs *Commercial-use models prohibited</p> <p>Discarded circular or tubular fluorescent bulbs only. *Incandescent bulbs, glow switch starters, and LED bulbs should be sorted as non-burnable garbage</p>	<p>2. Used cooking oil</p> 	<p>Oil used for home cooking. Place in a plastic bottle (not a glass one) and bring to the collection site. Accepted oils: vegetable oil, rapeseed oil, corn oil, etc.</p>	<p>3. Mercury thermometers, blood pressure meters, solidified red ink</p> 	<p>Place in original packaging to prevent breakage, then wrap in thick paper, etc., and place in a thick plastic bag before sorting.</p>

Inquiries : Environment Section Home Garbage Information Line (☎0968-25-1116)